

*Test and certify the electrical safety of your equipment,
in compliance with European standards:*



- IEC 60204-1
- IEC 60335-1
- IEC 60439-1
- IEC 60598-1
- IEC 60745
- IEC 60755
- IEC 60950
- IEC 61010-1
- IEC 61029
- IEC 61558-1
- EN 60065
- VDE 701 T1
- VDE 702 T1

- **C.A 6150**
dielectrical testing and insulation
resistance measurement

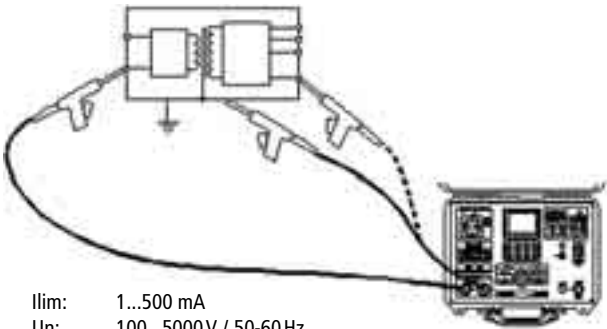
- **C.A 6160**
a **single instrument** for **all testing**:
dielectrical testing, voltage drop and continuity
testing, insulation resistance measurement,
leakage current measurement, discharge time
measurement and functional testing.

Common functions:

- **AUTOTEST** function for automatic flow of a sequence of measurements.
- **large storage capacity**: 1,600 measurements can be saved.
- **software** for downloading stored data, creating test reports and programming measurement sequences.
- delivered complete with all accessories necessary for measurements.

C.A 6150 & C.A 6160: PERFORMANCE AND SIMPLICITY

DIELECTRICAL TESTING

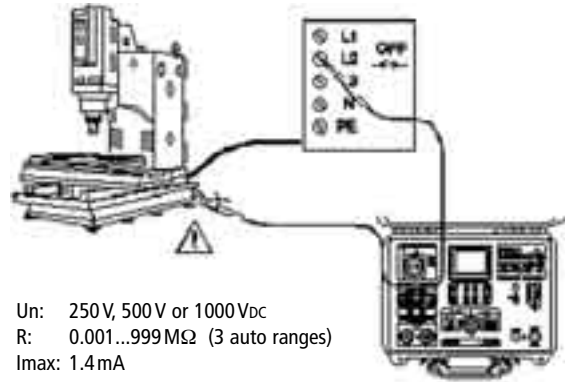


Ilim: 1...500 mA
 Un: 100...5000V / 50-60Hz
 Ptransfo: 500VA

2 measurement modes:

- **standard:** setting of Un & Itest/ "short-circuit" mode selection
- **programmed:** (t1, t2, t3, U1, U2) voltage/predefined time diagram

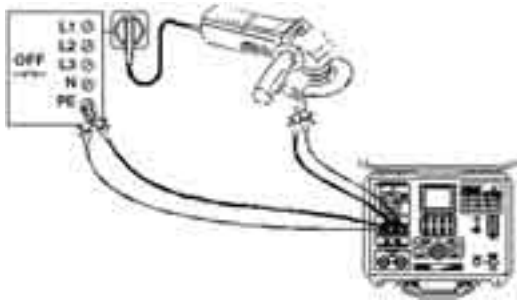
INSULATION



Un: 250V, 500V or 1000Vdc
 R: 0.001...999MΩ (3 auto ranges)
 Imax: 1.4mA

- measurement time programmable up to 10 minutes
- automatic discharge after testing

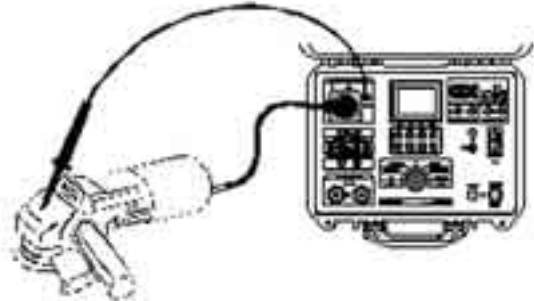
VOLTAGE DROP & CONTINUITY



continuity:
 R: 0.001...100.0Ω
 Itest > 0.1 / 0.2 / 10 / 25 A
 Utest < 12V / 50Hz

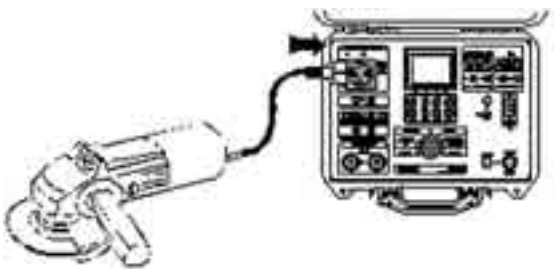
voltage drop:
 ΔU: 0.00...100V
 Itest > 10 A (R: 0...500 mΩ)
 Utest < 12V / 50Hz

LEAKAGE CURRENT MEASUREMENT



- leakage current: 0.00 to 20.0 mA
- residual leakage current: 0.00 to 20.0 mA
- contact current: 0.00 to 2.00 mA

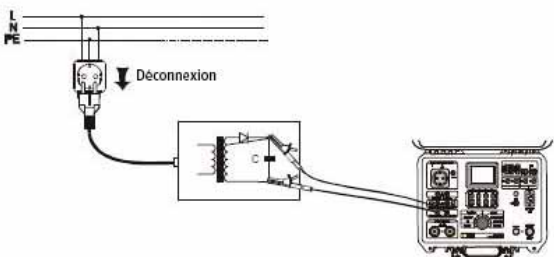
FUNCTIONAL TEST



Available measurement:

- active and apparent power
- power factor
- voltage, current and frequency

DISCHARGE TIME



- **external discharge time:** at mains socket level
- **internal discharge time:** at tested equipment component level



PC SOFTWARE (OPTIONAL)



Time	Dev	Mem	Description	Result 1	Result 2	Result 3	Result 4	Result 5
18.05.00 : 13:21:45	1	0	Leakage current	I: 0.05mA				
18.05.00 : 13:21:54	1	1	Leakage current	I: 0.05mA				
18.05.00 : 13:22:00	2	0	Riso 500V	R: 1.0070hm	U: 144			
18.05.00 : 13:22:09	2	1	Riso 500V	R: 1.0070hm	U: 144			
18.05.00 : 13:22:21	3	0	Leakage current	I: 0.13mA				
18.05.00 : 13:22:27	3	1	Leakage current	I: 0.13mA				
22.05.00 : 11:48:23	4	0	Cont. Current/Rmax	R: 0.0340hm	I: 11.34			
22.05.00 : 11:48:24	4	1	Cont. Current/Rmax	R: 0.0320hm	I: 11.07			
22.05.00 : 11:49:35	5	0	With. High voltage	I: 0.3mA	U: 1.03			
22.05.00 : 11:49:43	5	1	With. High voltage	I: 0.2mA	U: 1.03			
22.05.00 : 11:49:50	5	2	With. High voltage	I: 0.3mA	U: 1.03			

- **Download** (manually or automatically) the data stored in the tester.

- **Create** printable measurement reports.

Command	Description
1. Insulation 250V	RL:1.00 E:10
2. Withstanding High Voltage	U:1.00 I:1.0 E:5 Char:Res
3. Insulation 500V	RL:1.00 E:10
4. Withstanding Programmed HV	U:1.000 U:2.3700 I:1.10 I:2.10 I:1.0 Ch
5. Pause	Wait for key
6. Insulation 1000V	RL:1.00 E:10
7. Withstanding High Voltage	U:1.00 I:1.0 E:5 Char:Res
8. Insulation 500V	RL:1.00 E:10
9. Insulation 500V	RL:1.00 E:10
10. Insulation 1000V	RL:1.00 E:10
11. Wait for external input	

```

AUTOTEST example 1
01/15 BAR CODE
02/15 PAUSE
03/15 INSUL. (1000)
04/15 MESSAGE
05/15 VOLTAGE DROP
06/15 PAUSE
07/15 PROG. HI. VOLT.
08/15 MESSAGE
09/05 CONTINUITY
↑ next page page:1/2
Exit
    
```

- **Programme** AUTOTEST sequences, procedures that may contain up to 30 commands (measurements, messages...).
- A sequence may be programmed by the user, per type of tested equipment or tested standard.

- These sequences will then be downloaded in the tester.

General features:

- Mains voltage: 230 V/50-60 Hz
- Maximum power: 500 VA
- Permanently backlit LCD matrice screen
- RS232 Interface
- Remote control signals: ON/OFF, RECORD
- Connector for connection with EAN13 type bar code reader
- Comply with EN 61010-1 and EN 61326 standards
- Overvoltage category: Cat .III 300 V, Cat. II 600 V
- Degree of pollution: 2 – Protection class: I
- Protection factor (closed): IP 50
- Dimensions: 410 x 175 x 370 mm
- Weight: 13.5 kg (C.A 6160) or 12.5 kg (C.A 6150)

OPTIONAL ACCESSORIES

PC software	P01.1019.96
Remote control pedal	P01.1019.16
Signal lamps (green/red)	P01.1019.17

TO ORDER

C.A 6150

Dielectrometer/megohmmeter (EURO)	P01.1457.01
Dielectrometer/megohmmeter (GB)	P01.1457.01A

Delivered with carrying bag containing:

- 1 mains cable (EURO or GB)
- 2 pistol-grip dielectrical testers with 2 metre-long wire
- 2 insulation test wires, 3 metres long (1 red, 1 black)
- 2 alligator clamps (1 red, 1 black)
- 2 test probes (1 red, 1 black)
- 5 instruction manuals (5 languages)

C.A 6160

Equipment tester (EURO)	P01.1458.01
Equipment tester (GB)	P01.1458.01A

Delivered with carrying bag containing:

- 1 mains cable (EURO or GB)
- 2 pistol-grip dielectrical testers with 2 metre-long wire
- 2 insulation test wires, 3 metres long (1 red, 1 black)
- 4 alligator clamps (2 red, 2 black)
- 2 test probes (1 red, 1 black)
- 4 continuity test cables, 2.5 metres long (2 red, 2 black)
- 1 discharge time cable (EURO or GB)
- 5 instruction manuals (5 languages)



Remote control pedal

Signal lamps

FRANCE
Chauvin Arnoux
190, rue Championnet
75876 PARIS Cedex 18
Tel: +33 1 44 85 44 86
Fax: +33 1 46 27 95 59
export@chauvin-arnoux.fr
www.chauvin-arnoux.fr

UNITED KINGDOM
Chauvin Arnoux Ltd
Waldeck House -Waldeck Road
MAIDENHEAD SL6 8BR
Tel: +44 1628 788 888
Fax: +44 1628 628 099
info@chauvin-arnoux.co.uk
www.chauvin-arnoux.co.uk

MIDDLE EAST
Chauvin Arnoux Middle East
P.O. BOX 60-154
1241 2020 JAL EL DIB (Beirut) - LEBANON
Tel: +961 1 890 425
Fax: +961 1 890 424
camie@chauvin-arnoux.com
www.chauvin-arnoux.com

 **CHAUVIN
ARNOUX**
GROUP