

## The **ADVANCED** range

### 5 kV, 10 kV and 15 kV Insulation Resistance Testers

# Megger<sup>®</sup>



- RE>Act mode enhanced accuracy and safety
- PI predictor function (PIp)
- PDC test capability
- Measures up to 30 TΩ
- Safety rated up to CAT IV 1000 V to 3000 m
- Up to 6 mA noise rejection
- Unique dual-case design - additional user protection
- Operates from battery or AC mains supply
- Rapid charge Li-ion battery
- Advanced memory with time / date stamp
- Compatible with CertSuite Asset

#### DESCRIPTION

The Megger range of 5, 10 and 15 kV insulation testers are known worldwide for their rugged dependability, long service life and accurate, reliable measurements.

The extensive range of models means that there will always be a perfect match for your requirements. One common feature across the whole range is the Megger, 'no compromise' approach to safety. The Megger level of safety will always go further than simply complying with the relevant safety standards.

Another common feature is the **intuitive colour custom display**, with its ability to work in extreme environments and unbeatable viewing angle.

The range starts with the **MIT** (Megger Insulation Tester) models. These instruments provide an excellent level of noise immunity, test performance, and safety.

For customers requiring higher capacitance charge rates (testing long cables), working in electrically noisy environments (e.g. transmission voltages), remote operation, or data storage, the **S1** models are the ideal solution.

Once the best level has been selected, the only remaining choice is the maximum test voltage required.

The **Essential** models come in either 5 kV or 10 kV, whilst **Advanced** and **Expert** come in either 5, 10 or 15 kV instruments.

Please see the selection chart on page 2 of this data sheet for more detailed information on the differentiating features across the range.

#### ESSENTIAL

MIT515/2 (5 kV)  
MIT1015 (10 kV)



Scan the QR-code  
for information

The Essential models are perfect for performing 'go/no go' testing; no need to record test results; working in tough locations; using under 10 kV test voltage.

#### ADVANCED

MIT525/2 (5 kV)  
MIT1025/2 (10 kV)  
MIT1525/2 (15 kV)



Scan the QR-code  
for information

The Advanced models are an ideal choice if, in addition to the above, you need to record test results, transfer results to software/mobile app (via USB or Bluetooth LE), and want the benefits of more diagnostic insulation testing. The Advanced range also adds additional noise immunity for power distribution environments, and the ability to either increase or decrease the output current.

#### EXPERT

S1-568/2 (5 kV)  
S1-1068/2 (10 kV)  
S1-1568/2 (15 kV)



Scan the QR-code  
for information

The Expert range combines everything from the Essential and Advanced ranges. If you work in extreme environments, even 765 kV switch yards, want the additional safety and convenience of remote operation via a USB cable, and full control of the output current, this is the choice for you.

		= New feature for 2025		
		MIT515/2 MIT1015	MIT525/2 MIT1025/2 MIT1525/2	S1-568/2 S1-1068/2 S1-1568/2
FEATURE		ESSENTIAL	ADVANCED	EXPERT
Test capability	High Guard Terminal performance	■	■	■
	IR	■	■	■
	IR(t)	■	■	■
	PI Polarisation Index	■	■	■
	PI Predictor	■	■	■
	DAR Dielectric Absorption Ratio	■	■	■
	DD Dielectric Discharge		■	■
	Ramp test		■	■
	RE>Act mode	■	■	■
PDC test		■	■	
Test voltage	Max. voltages available	5 kV or 10 kV	5 kV, 10 kV or 15 kV	5 kV, 10 kV or 15 kV
Charging and burn mode current	Default maximum current	3 mA	3 mA	6 mA
	User selectable max. current values	N/A	1 mA, 3 mA, 6 mA (6 mA only from mains supply)	1 mA, 2 mA, 3 mA 4 mA, 5 mA, 6 mA (6 mA from internal battery and mains supply)
Noise immunity	Max. noise current with measurement within accuracy spec.	3 mA (LV and MV <45 kV)	6 mA (HV <230 kV)	8 mA (EHV <1000 kV)
	Adaptive filter			■
	Negative current handling	■	■	■
	Averaging filter			■
Safety	CAT IV 1000 V		■	■
	CAT IV 600 V	■	■	■
	Hazardous peak voltage detection during IR measurement	■	■	■
Data storage / features	On board - time stamped		■	■
	Temperature value stored		■	■
	Humidity value stored			■
Communications	Test result transfer via wired USB		■	■
	Test results transfer via wireless Bluetooth LE		■	■
	Test result live streaming via wired USB		■	■
	Test result live streaming via wireless Bluetooth LE		■	■
	Remote control via wired USB			■
Display	New custom colour display	■	■	■
Accessories	Carry all holdall	■	■	■
	Deeper lid pouch	■	■	■
Software support	CertSuite Asset Lite <b>FREE</b>		■	■
	CertSuite Asset compatible		■	■
	Power DB Lite <b>FREE</b>		■	■
	Power DB Advance or Pro support		■	■

### 5 kV, 10 kV and 15 kV Insulation Resistance Testers

#### INSTRUMENT PRODUCTIVITY AND ACCURACY

This is a focus of the MIT and S1-Series, offering rapid charge batteries and operation from an AC source when the battery is flat / empty. An intuitive user interface ensures no lost time remembering how to use the tester. Simplicity of operation is achieved with two rotary switches and a large backlight display which enables multiple measurement information to be displayed simultaneously. A graphical quick start guide is provided inside the lid of each model to assist first time users.


Measurement accuracy is of high importance for any insulation resistance measurement. It is particularly important to ensure that the accuracy is maintained up to higher IR values that are required by some applications. The Advanced range provides an excellent  $\pm 5\%$  accuracy all the way up to 1 T $\Omega$  at 5,000 V, 2 T $\Omega$  at 10,000 V or 3 T $\Omega$  at 15,000 V. Always check that your expected range of measurements sits within the accuracy range capability of your selected instrument.

#### PI PREDICTOR FUNCTION (PIp) **PATENTED**

The Polarisation Index test can be time consuming, with a 10 minute test (30 mins on 3 phase) and with multiple items to test, any time saved is a bonus. PIp does just that. The PI predictor function uses the first part of the IR curve to predict the rest at 5 minutes into the test. The PIp can start as early as 3 minutes into the test and will stop when it is confident in the prediction.

#### RE>ACT TEST MODE **PATENT APPLIED FOR**

This ground breaking feature will revolutionise the reliability of your measurements. When insulation testing it is essential that any re-absorption current from the insulation under test is fully discharged before starting the test. Remaining absorption current, depending on polarity, can result in IR measurements that are falsely high or low, with the potential to incorrectly pass any failing insulation. The RE>Act mode not only measures this reabsorption current but also provides an indication to the user of the impact that it will have on the instruments' measurement range and accuracy.

 For more detailed information please refer to the application note "Reliable DC insulation measurements using RE>Act", available on [www.megger.com/support](http://www.megger.com/support) or Scan the QR code

#### SAFETY FEATURES


The list of safety features is quite extensive and include the following:

Safety of operation is built in, all 5 kV and 10 kV models are safety rated to CAT IV 600 V up to 3000 m altitude and the 15 kV MIT1525/2 is rated at CAT IV 1000 V up to 4000 m altitude.

**Dual case.** The whole range feature a dual case design with a tough outer case to protect the tester from knocks and drops and a fire retardant inner case. The case IP rating prevents moisture and dust ingress when storing or carrying the instrument. The lids have velcro-on pouches ensuring that leads remain with the instrument at all times. Case lids are removable for improved access to the terminals.

**Voltage warnings.** The whole range also feature a multitude of voltage warnings to help ensure user safety. In fact there are five levels of warnings. Before testing has started the instrument will provide these warnings:

- **Level 1:** Live voltage above 30 V applied
- **Level 2:** 75 % of the instruments noise limit exceeded, check filter settings
- **Level 3:** 100 % of instruments noise limit exceeded warning and test inhibited
- **Level 4:** External voltage overheating discharge resistors disconnect
- **Level 5:** The fifth warning is a unique one. During testing in high noise environments induced noise surges can result in extremely high voltages being applied to the instrument. In the event that these voltages are higher than the instruments reinforced insulation limits the instrument will halt the test to reduce terminal voltage and warn the user not to touch the instrument.

 For more detailed information please refer to the application note "Reliable DC insulation measurements using Re<Act", available on [www.megger.com/support](http://www.megger.com/support) or Scan the QR code

**RE>Act** adds two important safety features. Firstly, it removes the possibility to pass insulation that should have been failed, and secondly, it can also be used to monitor discharge following a test. This means the user can ensure that a dangerous return voltage will not occur.

**Test leads.** The supplied test leads are double insulated with clamps rated at 3 kV, equivalent to 6 kV single insulation for the medium clip leadset and 5 kV equivalent to 10 kV single insulation for the large clip. The 15 kV leadset is insulated to 15 kV.

## The **ADVANCED** range

**5 kV, 10 kV and 15 kV**

### Insulation Resistance Testers

**Non-detachable test clips.** All test leads feature non-detachable test clips for additional safety, and 4 mm HV insulated plugs that lock into the instrument, again for additional safety.

#### EASE OF USE

Five preset voltage ranges are provided in insulation test mode, plus a user settable lock voltage range.

#### Preconfigured diagnostic tests include:

Polarisation Index (PI), Dielectric Absorption Ratio (DAR) on all models.

Dielectric Discharge (DD), Polarisation Depolarisation Current (PDC), Stepped Voltage (SV) and Ramp test on all Advanced and Expert models.

Advanced and Expert models also include memory storage with time/date stamping of results, logging of data and recall of results to screen. A fully isolated USB interface or on-board Bluetooth® interface is used for safe transfer of data to software. There are a number of options available:

- Mobile app, browser based software:  
**CertSuite Asset** and testing and reporting software. See below for more details.
- PC based asset management software:  
**PowerDB Pro**, Advanced or the free Lite packages. Available at [Megger.com](http://Megger.com)

#### Storing Results in CertSuite Asset

CertSuite Asset is the latest cloud-based industrial asset testing management software from Megger. With the CertSuite Asset app you can **transfer testing results from the Advanced and Expert range of insulation resistance testers while testing**, straight onto an Android or iOS mobile device or Windows laptop via USB cable or Bluetooth®.

#### CertSuite Asset Lite

CertSuite Asset Lite is **FREE** with your MIT unit. Test results can be tagged with Asset ID and transferred to CertSuite Asset Lite direct from the MIT, removing the need for writing down results.



Visit [Certsuite.info](http://Certsuite.info) to register for your **FREE CertSuite Asset Lite app**

# Megger<sup>®</sup>

#### CertSuite Asset full package

The full CertSuite Asset app is a monthly or yearly subscription package

- Test results can be tagged with Asset data and transferred to CertSuite Asset.
- Store results, comments and photos
- Connect multiple users, review remotely by other team members whilst on site from different locations, or accessed by head office with the relevant permissions.



Visit [Certsuite.info](http://Certsuite.info) for your **FREE 30 day trial**

#### APPLICATIONS

Applications for the MIT and S1 range of insulation testers is wide and varied. Here is short example list, but remember this is not exhaustive.

#### Suitable for varied testing reasons:

- During manufacture, as part of quality inspection or safety checking prior to shipment
- Prior to product/asset shipment to provide benchmark measurements
- On site inspection, comparing to benchmark results, to ensure everything is good before installation
- Checking after installation of a new asset
- During maintenance to drive predictive maintenance
- Following repair prior to powering up

#### Suitable for varied environments:

- Production line
- On construction sites
- Industrial locations
- Power distribution

#### Suitable for many assets, the list is endless:

- Cables of all types
- Power transformers
- Measurement transformers
- Circuit breakers
- Motors
- Generators
- Bushings

## 5 kV, 10 kV and 15 kV Insulation Resistance Testers

### SPECIFICATIONS

#### AC voltage (auto-ranging)

MIT525/2, MIT1025/2: 90-264 V rms,  
47- 63 Hz 100 VA

MIT1525/2 kV: 90-264 V rms,  
47- 63 Hz 200 VA

**Battery charge time** 2.5 hours deep discharge,  
2 hours normal discharge

**Battery voltage** 10.8 V, 5.2 Ah Li-ion batteries,  
meet IEC 62133:2003, MIT1525/2  
has 2 battery packs

#### Battery life

MIT525/2: 6 hours (typical) continuous  
testing at 5 kV with a  
100 MΩ load

MIT1025/2: 4.5 hours (typical) continuous  
testing at 10 kV with a  
100 MΩ load

MIT1525/2: 4.5 hours (typical) continuous  
testing at 15 kV with a  
100 MΩ load

**Auto power off:** Instrument turns off  
after a few minutes if not used  
to conserve battery life

**30 min quick charge** 1 hour operation at 5 kV with  
a 100 MΩ load

#### Test voltage

MIT525/2: 250 V, 500 V, 1000 V, 2500 V,  
5000 V, User defined test voltage.

MIT1025/2: 500 V, 1000 V, 2500 V, 5000 V,  
10000 V, User defined test voltage.

MIT1525/2: 1000 V, 2500 V, 5000 V,  
10000 V, 15000 V, User defined test  
voltage.

#### User defined test voltage

MIT525/2: 40 V to 1 kV in 10 V steps,

MIT1025/2 &

MIT1525/2: 100 V to 1 kV in 10 V steps,

All units: 1 kV to 5 kV in 25 V steps,

MIT1525/2 only: 5 kV to 15 kV in 25 V step

**Test voltage accuracy** +4 %, -0 %, ±10 V nominal test voltage  
at 1 GΩ load  
(0 °C to 30 °C)

**Resistance range** 10 kΩ to 15 TΩ @ 5 kV,  
10 kΩ to 20 TΩ @ 10 kV,  
10 kΩ to 30 TΩ @ 15 kV

**Re<Act** Reabsorption current measurement  
nominal accuracy. Operational up to  
30 V external applied.

#### Accuracy

##### MIT525/2 accuracy (23 °C) from 1 MΩ to

	5000 V	2500 V	1000 V	500 V	250 V
±5%	1 TΩ	500 GΩ	200 GΩ	100 GΩ	50 GΩ
±20%	10 TΩ	5 TΩ	2 TΩ	1 TΩ	500 GΩ

##### MIT1025/2 accuracy (23 °C) from 1 MΩ to

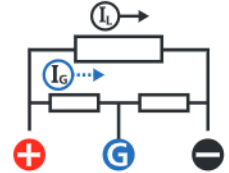
	10 kV	5000 V	2500 V	1000 V	500 V
±5 %	2 TΩ	1 TΩ	500 GΩ	200 GΩ	100 GΩ
±20 %	20 TΩ	10 TΩ	5 TΩ	2 TΩ	1 TΩ

##### MIT1525/2 accuracy (23 °C) from 1 MΩ to

	15 kV	10 kV	5000 V	2500 V	1000 V
±5 %	3 TΩ	2 TΩ	1 TΩ	500 GΩ	200 GΩ
±20 %	30 TΩ	20 TΩ	10 TΩ	5 TΩ	2 TΩ

#### Guard terminal performance

When measuring an insulation  
resistance of 100 GΩ at 5000 V the  
tester can guard out current IG at least  
5000 times the insulation test current IL  
with a maximum additional resistance  
error of 1%.



**Display analogue:** 100 kΩ to 10 TΩ

#### Digital:

MIT525/2 10 kΩ to 10 TΩ

MIT1025/2 10 kΩ to 20 TΩ

MIT1525/2 10 kΩ to 30 TΩ

#### Short circuit / charge current

1 mA, 3 mA Default,  
6 mA @ 5 kV, 10 kV, 15 kV  
(6 mA only from mains supply)

**Insulation test alarm:** 100 kΩ to 10 GΩ

#### Capacitor charge

MIT525/2 <3 s/μF at 3 mA to 5 kV

MIT1025/2 <5 s/μF at 3 mA to 10 kV

MIT1525/2 <7.5 s/μF at 3 mA to 15 kV

#### Capacitor discharge

MIT525/2 <250 ms/μF to discharge  
from 5 kV to 50 V

MIT1025/2 <250 ms/μF to discharge  
from 10 kV to 50 V

MIT1525/2 <3500 ms/μF to discharge  
from 15 kV to 50 V

#### Capacitance range

With test voltage set above 500 V

MIT525/2, MIT1025/2: 10 nF to 25 μF

MIT1525/2: 10 nF to 50 μF

**Capacitance measurement accuracy**  
±10% ±5 nF

**Current range** 0.01 nA to 6 mA

**Current accuracy** ±5% ±0.2 nA at all voltages  
(20 °C)

#### Interference

MIT525/2: 6 mA from 450 V to 5 kV

MIT1025/2: 6 mA from 960 V to 10 kV

MIT1525/2: 6 mA from 2100 V to 15 kV

**Voltmeter range** 30 V to 660 V AC or DC,  
45 Hz – 65 Hz

**Voltmeter accuracy** ±3%, ±3 V

**5 kV, 10 kV and 15 kV  
Insulation Resistance Testers**

<b>Timer range</b>	Up to 99 minutes 59 seconds, 15 second minimum setting
<b>Memory capacity</b>	5.5 hours logging @ 5 second intervals
<b>Test modes</b>	IR, IR(t), DAR, PI, SV, DD, PDC, Ramp test
<b>Interface</b>	USB type B (device) Bluetooth® Class 2.
<b>Real time output</b>	1 Hz output readings (V, I, R)

**ENVIRONMENTAL**

<b>Maximum altitude</b>	3000 m (5 kV, 10 kV) 3000 m (15 kV)
<b>Operating temperature range</b>	-20 °C to 50 °C
<b>Storage temperature range</b>	-25 °C to 65 °C
<b>Humidity</b>	90 % RH non-condensing at 40 °C
<b>IP rating</b>	IP65 (lid closed), IP40 (lid open)
<b>Safety</b>	
MIT525/2, MIT1025/2:	CAT IV 600 V to 3000 m altitude
MIT1525/2:	CAT IV 1000 V to 3000 m altitude Meets the requirements of IEC 61010-1.

<b>Dimensions</b>	
5 kV, 10 kV	L 315 mm x W 285 mm x H 181 mm
15 kV	L 360 mm x W 305 mm x H 194 mm
<b>Weight</b>	
5 kV, 10 kV	4.5 kg
15 kV	6.3 kg

**TEST LEADS SUPPLIED**

The MIT525/2, MIT1025/2 and the MIT1525/2 are all supplied with test leads that are compliant with the requirements of IEC 61010-031:2008.

The 5 kV models are supplied with one 3 m lead-set with medium sized clips.

The 10 kV models are supplied with two 3 m lead-sets, one with medium sized clips and the other with large clips with insulation suited to 10 kV use.

The 15 kV models supplied with a 3 m lead-set, with large clips with insulation suited to 15 kV use.

These leads are designed based on Megger's extensive knowledge of insulation testing using the latest technology. The leads are in compliance with IEC61010-31:2008, which requires a fully insulated clip design.

**MEDIUM INSULATED TEST CLIP 3 M X 3 LEADSET – 5 KV AND 10 KV**

These test leads are supplied as standard on MIT525/2 and the MIT1025/2.

These clips are designed for clamping on larger diameter test pieces but where space is at a premium.

The insulation is designed only to protect the user from the output of Megger 5 kV and 10 kV (set below 6 kV) insulation resistance testers. The clips cannot in any circumstance be relied on to protect the user from live AC systems above 600 V AC, r.m.s. in a CAT IV environment.

**Cable insulation rating:** 12 kV DC (marked on cable)

**Cable type:** Flexible dual insulated silicon (inner insulation layer coloured white to highlight damage)

**MEDIUM INSULATED TEST CLIP 3 M X 3 LEADSET – 15 KV**

These test leads are supplied as an option on the MIT1525/2. The clips are designed for clamping on larger diameter test pieces but where space is at a premium.

The insulation is designed only to protect the user from the output of Megger 15 kV (set below 6 kV) insulation resistance testers.

The clips cannot in any circumstance be relied on to protect the user from live AC systems above 1000 V AC, r.m.s. in a CAT IV environment.



**Cable insulation rating:** 15 kV DC (marked on cable)

**Cable type:** flexible dual insulated silicon (inner insulation layer coloured white to highlight damage).

These test leads may also be supplied in non-standard lengths to suit a particular application. Please contact Megger for a quotation. Minimum order quantities apply.

**LARGE INSULATED TEST CLIP 3 M X 3 LEADSET**

These test leads are supplied as standard on MIT1025/2 and MIT1525/2 models (different leadset depending on model). These clips are designed for clamping on to larger diameter test pieces. The insulation is designed only to protect the user from the output of Megger 5 kV, 10 kV and 15 kV insulation resistance testers. The clips cannot in any circumstance be relied on to protect the user from live AC systems above 600 V AC, r.m.s. in a CAT IV environment.



**10 kV lead set Cable insulation rating:** 12 kV DC (marked on cable) Cable type: flexible dual insulated silicon (inner insulation layer coloured white to highlight damage).

## The **ADVANCED** range

**5 kV, 10 kV and 15 kV**

### Insulation Resistance Testers

# Megger<sup>®</sup>



**15 kV lead set Cable insulation rating:** 18 kV DC (marked on cable).

**Cable type:** Flexible dual insulated silicon (inner insulation layer coloured

white to highlight damage).

The design of the lead sets is intended to facilitate connection to a variety of de-energized systems for the purpose of making insulation resistance measurements. In all cases it is the responsibility of the user to employ safe working practices and verify that the system is safe before connection. Even isolated systems may exhibit significant capacitance, which will become highly charged during the application of the insulation test. This charge can be lethal and connections, including the leads and clips, should never be touched during the test. The system must be safely discharged before touching connections.

#### DESIGNED FOR EVERYDAY USE


Test leads are a key component of any precision instrument and safety, long life, and the ability to provide reliable connections to a variety of test pieces found in everyday applications are of the utmost importance. Megger design test leads for both safety and practical operation.

#### LOCKING HV INSULATED PLUGS / NON-REMOVABLE TEST CLIPS

All Megger 5 kV, 10 kV and 15 kV insulation testing test leads are fitted with unique locking HV plugs and non-removable test clips.

This reduces the likelihood of a plug or clip inadvertently losing electrical connection and the capacitance of a long cable remaining lethally charged.

With the arrows on the plug finger guard horizontal on the instrument as shown to lock. Twist 90° to unlock. In addition, for the same reason, the test clips are not removable from the test lead.



#### PRACTICAL INSULATION DESIGN

Moving jaw fingers maintain the clips touch proof safety when the clip is closed but flex back to allow the metal teeth of the clip to contact test piece unimpeded when in use.



Megger clip being tested with IEC standard test finger for creepage and clearance.



#### PRACTICAL JAW DESIGN

Curved jaws allow reliable connection around test pieces and flat jaw tips provide excellent connection and gripping of individual wires.



More detailed information can be found on the 5 kV and 10 kV insulation tester lead sets application note. [Click here](#) or scan the QR code.

# The **ADVANCED** range

## 5 kV, 10 kV and 15 kV

### Insulation Resistance Testers

#### ORDERING INFORMATION

Description	Part number	Description	Part number
MIT525/2-UK ADVANCED 5kV IRT 2024 PIP	1016-084	MIT1525/2-UK ADVANCED 15kV IRT 2024 PIP	1016-099
MIT525/2-EU ADVANCED 5kV IRT 2024 PIP	1016-085	MIT1525/2-EU ADVANCED 15kV IRT 2024 PIP	1016-100
MIT525/2-US ADVANCED 5kV IRT 2024 PIP	1016-086	MIT1525/2-US ADVANCED 15kV IRT 2024 PIP	1016-101
MIT525/2-AU ADVANCED 5kV IRT 2024 PIP	1016-087	MIT1525/2-AU ADVANCED 15kV IRT 2024 PIP	1016-102
MIT525/2-CN ADVANCED 5kV IRT 2024 PIP	1016-088	MIT1525/2-CN ADVANCED 15kV IRT 2024 PIP	1016-103
MIT525/2-BR ADVANCED 5kV IRT 2024 PIP	1016-622	MIT1525/2-BR ADVANCED 15kV IRT 2024 PIP	1016-625
<b>Included accessories</b>			
MIT1025/2-UK ADVANCED 10kV IRT 2024 PIP	1016-094	Quick Start label	
MIT1025/2-EU ADVANCED 10kV IRT 2024 PIP	1016-095	Power lead	1008-017
MIT1025/2-US ADVANCED 10kV IRT 2024 PIP	1016-096	Screened USB cable with filters	25970-041
MIT1025/2-AU ADVANCED 10kV IRT 2024 PIP	1016-097	Lead set 3kV 3 x 3 m, with medium clips (MIT525/2, MIT1025/2 only)	1008-022
MIT1025/2-CN ADVANCED 10kV IRT 2024 PIP	1016-098	Lead set HV 3 x 3 m, with medium and large clips (MIT1025/2 only)	1002-534
MIT1025/2-BR ADVANCED 10kV IRT 2024 PIP	1016-624	Leadset 3 x 3 m, with large 15 kV insulated clips (MIT1525/2 only)	1008-023

#### OPTIONAL TEST LEAD SETS

Description	Part number	Description	Part number
<b>1 kV test lead sets</b> (MIT525/2, MIT1025/2 only)		<b>1 kV test lead sets</b> (MIT1525/2 only)	
Fused test probe and clip lead set	1002-913	2 x 1.25 m Fused test lead set with probes and clips	1005-265
Control circuit test set	6220-822	2 x 3 m Control circuit test lead set	1005-264

#### OPTIONAL HV TEST LEAD SETS

Description	Part number	Description	Part number
<b>HV test leads sets</b> (MIT525/2, MIT1025/2 only)		<b>Screened HV test lead sets</b> (MIT525/2, MIT1025/2 only)	
These test leads may also be supplied in non-standard lengths to suit a particular application / requirement. <a href="#">Contact Megger</a> for a quotation, minimum order quantities may apply.		1 x 15 m, with 5 kV screened uninsulated small clips	6311-080
3 x 3 m with large clips (MIT1025/2 only)	1002-534	3 m, 10 kV screened uninsulated small clips	6220-834
3 x 5 m with large insulated clips	1002-645	10 m, 10 kV screened uninsulated small clips	6220-861
3 x 8 m with large insulated clips	1002-646	15 m, 10 kV screened uninsulated small clips	6220-833
3 x 10 m with large insulated clips	1002-647	<b>Screened HV test lead sets</b> (MIT1525/2 only)	
3 x 15 m with large insulated clips	1002-648	3 m, 15 kV screened, large size insulated clips, supplied in carry holdall	1005-266
3 x 3 m with medium clips	1008-002	10 m, 15 kV screened, large size insulated clips, supplied in carry holdall	1005-267
3 x 5 m with medium insulated clips	1002-641	15 m, 15 kV screened, large size insulated clips, supplied in carry holdall	1005-268
3 x 8 m with medium insulated clips	1002-642	20 m, 15 kV screened, large size insulated clips, supplied in carry holdall	1005-269
3 x 10 m with medium insulated clips	1002-643	<b>Other</b>	
3 x 15 m with medium insulated clips	1002-644	CB101 5 kV Calibration Box	6311-077
<b>HV test lead sets</b> (MIT1525/2 only)		UKAS calibration certificate	1000-047
3 x 3 m lead set, large size insulated clips	1008-023	GILS1 EHV Guard interconnecting lead and strap kit	1011-357
3 x 5 m lead set, large size insulated clips	1005-259	GILS2 Advanced Guard interconnecting lead and strap kit	1011-358
3 x 10 m lead set, large size insulated clips	1005-260	Transformer test kit	1015-158
3 x 15 m lead set, large size insulated clips	1005-261		
3 x 3 m lead set, medium size insulated clips	1005-262		
3 x 10 m lead set, medium size insulated clips	1005-263		

#### SALES OFFICE

Megger Limited  
Archcliffe Road Dover  
CT17 9EN England  
T +44 (0) 1304 502101  
E UKsales@megger.com

#### ADVANCED\_MIT525-2--MIT1025-2--MIT1525-2\_DS\_en\_V02

www.megger.com  
ISO 9001  
The word 'Megger' is a registered trademark